

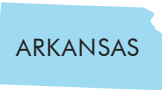










## Container Weight Limits by State






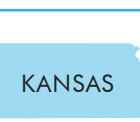


## States A-F

STATE	20' DV/HC/OT/FR	40' DV/HC/OT/FR	20' Reefer	40' Reefer
 ALABAMA	38,000 lbs without tri-axle	44,000 lbs (51,000 lbs with permit)	34,000 lbs without tri-axle	41,000 lbs (43,000 lbs with permit)
	44,000 lbs with tri-axle (46,000 lbs with permit)		40,000 lbs with tri-axle (41,000 lbs with permit)	
 ARIZONA	38,000 lbs without tri-axle	44,000 lbs	34,000 lbs without tri-axle	41,000 lbs
	44,000 lbs with tri-axle		40,000 lbs with tri-axle	
 ARKANSAS	38,000 lbs without tri-axle	44,000 lbs	34,000 lbs without tri-axle	41,000 lbs
	44,000 lbs with tri-axle		40,000 lbs with tri-axle	
 CALIFORNIA	36,500 lbs without tri-axle	44,000 lbs	32,000 lbs without tri-axle	39,000 lbs
	44,000 lbs with tri-axle		38,000 lbs with tri-axle	
 COLORADO	38,000 lbs without tri-axle	44,000 lbs	34,000 lbs without tri-axle	41,000 lbs
	44,000 lbs with tri-axle		40,000 lbs with tri-axle	
 CONNECTICUT	38,000 lbs without tri-axle	44,000 lbs	34,000 lbs without tri-axle	41,000 lbs
	44,000 lbs with tri-axle		40,000 lbs with tri-axle	
 DELAWARE	38,000 lbs without tri-axle	44,000 lbs (51,000 lbs with permit)	34,000 lbs without tri-axle	41,000 lbs (43,000 lbs with permit)
	44,000 lbs with tri-axle (46,000 lbs with permit)		40,000 lbs with tri-axle (41,000 lbs with permit)	
 D.C.	38,000 lbs without tri-axle	44,000 lbs	34,000 lbs without tri-axle	41,000 lbs
	44,000 lbs with tri-axle		40,000 lbs with tri-axle	
 FLORIDA	38,000 lbs without tri-axle	44,000 lbs (51,000 lbs with permit)	34,000 lbs without tri-axle	41,000 lbs (43,000 lbs with permit)
	44,000 lbs with tri-axle (46,000 lbs with permit)		40,000 lbs with tri-axle (41,000 lbs with permit)	



## Container Weight Limits by State









## States G-L

STATE	20' DV/HC/OT/FR	40' DV/HC/OT/FR	20' Reefer	40' Reefer
 <b>GEORGIA</b>	38,000 lbs without tri-axle	44,000 lbs (51,000 lbs with permit)	34,000 lbs without tri-axle	41,000 lbs (43,000 lbs with permit)
	44,000 lbs with tri-axle (46,000 lbs with permit)		40,000 lbs with tri-axle (41,000 lbs with permit)	
 <b>IDAHO</b>	38,000 lbs without tri-axle	44,000 lbs	34,000 lbs without tri-axle	41,000 lbs
	44,000 lbs with tri-axle		40,000 lbs with tri-axle	
 <b>ILLINOIS</b>	34,000 lbs without tri-axle	43,000 lbs	34,000 lbs without tri-axle	41,000 lbs
	44,000 lbs with tri-axle		40,000 lbs with tri-axle	
 <b>INDIANA</b>	38,000 lbs without tri-axle	44,000 lbs	32,000 lbs without tri-axle	39,000 lbs
	44,000 lbs with tri-axle		38,000 lbs with tri-axle	
 <b>IOWA</b>	38,000 lbs without tri-axle	44,000 lbs	34,000 lbs without tri-axle	41,000 lbs
	44,000 lbs with tri-axle		40,000 lbs with tri-axle	
 <b>KANSAS</b>	38,000 lbs without tri-axle	44,000 lbs	34,000 lbs without tri-axle	41,000 lbs
	44,000 lbs with tri-axle		40,000 lbs with tri-axle	
 <b>KENTUCKY</b>	38,000 lbs without tri-axle	44,000 lbs	34,000 lbs without tri-axle	41,000 lbs
	44,000 lbs with tri-axle		40,000 lbs with tri-axle	
 <b>LOUISIANA</b>	38,000 lbs without tri-axle	44,000 lbs (51,000 lbs with permit)	34,000 lbs without tri-axle	41,000 lbs (43,000 lbs with permit)
	44,000 lbs with tri-axle (46,000 lbs with permit)		40,000 lbs with tri-axle (41,000 lbs with permit)	



## Container Weight Limits by State









## States M

STATE	20' DV/HC/OT/FR	40' DV/HC/OT/FR	20' Reefer	40' Reefer
 MAINE	38,000 lbs without tri-axle	44,000 lbs	34,000 lbs without tri-axle	41,000 lbs
	44,000 lbs with tri-axle		40,000 lbs with tri-axle	
 MARYLAND	38,000 lbs without tri-axle	44,000 lbs (51,000 lbs with permit)	34,000 lbs without tri-axle	41,000 lbs (43,000 lbs with permit)
	44,000 lbs with tri-axle (46,000 lbs with permit)		40,000 lbs with tri-axle (41,000 lbs with permit)	
 MASSACHUSETTS	38,000 lbs without tri-axle	44,000 lbs	34,000 lbs without tri-axle	41,000 lbs
	44,000 lbs with tri-axle		40,000 lbs with tri-axle	
 MICHIGAN	38,000 lbs without tri-axle	44,000 lbs	34,000 lbs without tri-axle	41,000 lbs
	44,000 lbs with tri-axle		40,000 lbs with tri-axle	
 MINNESOTA	38,000 lbs without tri-axle	44,000 lbs	34,000 lbs without tri-axle	41,000 lbs
	44,000 lbs with tri-axle		40,000 lbs with tri-axle	
 MISSISSIPPI	38,000 lbs without tri-axle	44,000 lbs (51,000 lbs with permit)	34,000 lbs without tri-axle	41,000 lbs (43,000 lbs with permit)
	44,000 lbs with tri-axle (46,000 lbs with permit)		40,000 lbs with tri-axle (41,000 lbs with permit)	
 MISSOURI	38,000 lbs without tri-axle	43,000 lbs	34,000 lbs without tri-axle	41,000 lbs
	44,000 lbs with tri-axle		40,000 lbs with tri-axle	
 MONTANA	38,000 lbs without tri-axle	44,000 lbs	34,000 lbs without tri-axle	41,000 lbs
	44,000 lbs with tri-axle		40,000 lbs with tri-axle	



## Container Weight Limits by State










## States N

STATE	20' DV/HC/OT/FR	40' DV/HC/OT/FR	20' Reefer	40' Reefer
 NEBRASKA	38,000 lbs without tri-axle	44,000 lbs	34,000 lbs without tri-axle	41,000 lbs
	44,000 lbs with tri-axle		40,000 lbs with tri-axle	
 NEVADA	38,000 lbs without tri-axle	44,000 lbs	34,000 lbs without tri-axle	41,000 lbs
	44,000 lbs with tri-axle		40,000 lbs with tri-axle	
 NEW HAMPSHIRE	38,000 lbs without tri-axle	44,000 lbs	34,000 lbs without tri-axle	41,000 lbs
	44,000 lbs with tri-axle		40,000 lbs with tri-axle	
 NEW JERSEY	38,000 lbs without tri-axle	44,000 lbs	34,000 lbs without tri-axle	41,000 lbs
	44,000 lbs with tri-axle		40,000 lbs with tri-axle	
 NEW MEXICO	38,000 lbs without tri-axle	44,000 lbs	34,000 lbs without tri-axle	41,000 lbs
	44,000 lbs with tri-axle		40,000 lbs with tri-axle	
 NEW YORK	38,000 lbs without tri-axle	44,000 lbs	34,000 lbs without tri-axle	41,000 lbs
	44,000 lbs with tri-axle		40,000 lbs with tri-axle	
 NORTH CAROLINA	38,000 lbs without tri-axle	44,000 lbs (51,000 lbs with permit)	34,000 lbs without tri-axle	41,000 lbs (43,000 lbs with permit)
	44,000 lbs with tri-axle (46,000 lbs with permit)		40,000 lbs with tri-axle (41,000 lbs with permit)	
 NORTH DAKOTA	38,000 lbs without tri-axle	44,000 lbs	34,000 lbs without tri-axle	41,000 lbs
	44,000 lbs with tri-axle		40,000 lbs with tri-axle	



## Container Weight Limits by State








## States O-T

STATE	20' DV/HC/OT/FR	40' DV/HC/OT/FR	20' Reefer	40' Reefer
 OHIO	38,000 lbs without tri-axle	44,000 lbs	34,000 lbs without tri-axle	41,000 lbs
	44,000 lbs with tri-axle		40,000 lbs with tri-axle	
 OKLAHOMA	38,000 lbs without tri-axle	44,000 lbs	34,000 lbs without tri-axle	41,000 lbs
	44,000 lbs with tri-axle		40,000 lbs with tri-axle	
 OREGON	38,000 lbs without tri-axle	44,000 lbs	34,000 lbs without tri-axle	41,000 lbs
	44,000 lbs with tri-axle		40,000 lbs with tri-axle	
 PENNSYLVANIA	38,000 lbs without tri-axle	44,000 lbs (51,000 lbs with permit)	34,000 lbs without tri-axle	41,000 lbs (43,000 lbs with permit)
	44,000 lbs with tri-axle (46,000 lbs with permit)		40,000 lbs with tri-axle (41,000 lbs with permit)	
 RHODE ISLAND	38,000 lbs without tri-axle	44,000 lbs	34,000 lbs without tri-axle	41,000 lbs
	44,000 lbs with tri-axle		40,000 lbs with tri-axle	
 SOUTH CAROLINA	38,000 lbs without tri-axle	44,000 lbs (51,000 lbs with permit)	34,000 lbs without tri-axle	41,000 lbs (43,000 lbs with permit)
	43,000 lbs with tri-axle (45,000 lbs with permit)		40,000 lbs with tri-axle (41,000 lbs with permit)	
 SOUTH DAKOTA	38,000 lbs without tri-axle	44,000 lbs	34,000 lbs without tri-axle	41,000 lbs
	44,000 lbs with tri-axle		40,000 lbs with tri-axle	
 TENNESSEE	38,000 lbs without tri-axle	44,000 lbs (51,000 lbs with permit)	34,000 lbs without tri-axle	41,000 lbs (43,000 lbs with permit)
	42,000 lbs with tri-axle (44,000 lbs with permit)		40,000 lbs with tri-axle (41,000 lbs with permit)	
 TEXAS	38,000 lbs without tri-axle	44,000 lbs	34,000 lbs without tri-axle	41,000 lbs
	44,000 lbs with tri-axle		40,000 lbs with tri-axle	



## Container Weight Limits by State

## States U-W

STATE	20' DV/HC/OT/FR	40' DV/HC/OT/FR	20' Reefer	40' Reefer
 UTAH	38,000 lbs without tri-axle	44,000 lbs	34,000 lbs without tri-axle	41,000 lbs
	44,000 lbs with tri-axle		40,000 lbs with tri-axle	
 VERMONT	38,000 lbs without tri-axle	44,000 lbs	34,000 lbs without tri-axle	41,000 lbs
	44,000 lbs with tri-axle		40,000 lbs with tri-axle	
 VIRGINIA	38,000 lbs without tri-axle	44,000 lbs (51,000 lbs with permit)	34,000 lbs without tri-axle	41,000 lbs (43,000 lbs with permit)
	44,000 lbs with tri-axle (46,000 lbs with permit)		40,000 lbs with tri-axle (41,000 lbs with permit)	
 WASHINGTON	38,000 lbs without tri-axle	44,000 lbs	34,000 lbs without tri-axle	41,000 lbs
	44,000 lbs with tri-axle		40,000 lbs with tri-axle	
 WEST VIRGINIA	38,000 lbs without tri-axle	44,000 lbs	34,000 lbs without tri-axle	41,000 lbs
	44,000 lbs with tri-axle		40,000 lbs with tri-axle	
 WISCONSIN	38,000 lbs without tri-axle	44,000 lbs	34,000 lbs without tri-axle	39,000 lbs
	44,000 lbs with tri-axle		40,000 lbs with tri-axle	
 WYOMING	38,000 lbs without tri-axle	44,000 lbs	34,000 lbs without tri-axle	41,000 lbs
	44,000 lbs with tri-axle		40,000 lbs with tri-axle	